

8 May 2015

CLARKE, MRS TANIA MARIE
616 TE NGAE ROAD
OWHATA
ROTORUA 3010

File Ref: P14964
Building Consent No: 73476

Dear Madam,

CODE COMPLIANCE CERTIFICATE
BUILDING CONSENT NO: 73476

Please find attached your copy of the Code Compliance Certificate that has been issued in relation to the above building consent.

This is an important document and should be retained by you as it specifies the work carried out under the Consent has been completed, and meets the requirements of the Building Code supporting documents.

If in future you should desire to sell your property, your solicitor may ask you to produce this Certificate to prove that your building complies with the Building Code to the extent required by the above Building Consent. A copy is also placed on your property file.

Yours faithfully



Karen Shand
Consent Solutions Business Support Advisor

Encl.



RRD0020WNR

Document Number: RDC-543657

Date Registered: 12/5/2015

Code Compliance Certificate: 73476
Section 95, Building Act 2004

Issued: 08 MAY 2015

Civic Centre
1061 Haupapa Street
Private Bag 3029
Rotorua Mail Centre
Rotorua 3046
New Zealand

The Building

Property ID: P14964
Street Address: 616 TE NGAE ROAD, OWHATA
Valuation number: 06993 401 00
Legal Description: Lot 1 DPS20231
Intended Use: SOLID FUEL HEATER (ANCILLARY)
Description of Work: FORTE FLUSH AG08 INBUILT WOODBURNER

The Owner

Name & Address of Owner: CLARKE, MRS TANIA MARIE
616 TE NGAE ROAD
OWHATA
ROTORUA 3010

First point of contact for communications with Council Building Consent Authority:
Rotorua District Council, Private Bag 3029 Rotorua 3046,
Phone: 07 348 4199 Fax: 07 349 0993 Email: mail@rdc.govt.nz.

Building Work

Building Consent no: 73476
Issued by: Rotorua District Council

Code Compliance

The building consent authority named below is satisfied, on reasonable grounds, that –

- The building work complies with the building consent.

Signed for and on behalf of the Council:

Name: Karen Shand

Position: Consents Solutions Business Support Advisor

Signed: 

Date: 08 MAY 2015



Minor Works Code Compliance Certificate Assessment Checklist

Ref: CCC 02
Ver: 2
Issued: 1 Jul 2013
RDC-361147
Page 1 of 1

To be used for minor works; categories 1Ai, 1Aii & 1Biii

BC No.: 73476 P. File No.: 14964 Date: 1-5-15
Address: 616 TE NGAE ROAD

P = Pass, F = Fail, N/A = Not Applicable – Circle appropriate box

No	Item				Comments / Reasons for Decision
1	Work complies with the approved BC documentation (sect 94(1))	<input checked="" type="radio"/> P	F	N/A	YOS.
2	All the required inspections have been completed	<input checked="" type="radio"/> P	F	N/A	YOS.
3	Check sheets are complete	<input checked="" type="radio"/> P	F	N/A	Completed.
4	Instruction sheets/ NTF complied with	<input checked="" type="radio"/> P	F	N/A	YOS.
5	BC conditions have been complied with	<input checked="" type="radio"/> P	F	N/A	YOS.
6	PIM requirements have been complied with	<input type="radio"/> P	F	<input checked="" type="radio"/> N/A	No PIM.
7	All documents have BC number on them	<input checked="" type="radio"/> P	F	N/A	YOS.
8	Energy work certificate has been provided (if required) (section 94(3))	<input type="radio"/> P	F	<input checked="" type="radio"/> N/A	Notes on bc.
9	Any amendments/ as built have been issued and whether documentation associated with these have been properly completed.	<input type="radio"/> P	F	<input checked="" type="radio"/> N/A	No changes.
10	Photographs of elevations/ other	<input type="radio"/> P	F	<input checked="" type="radio"/> N/A	SFH Only.
11	Plumbing statements	<input type="radio"/> P	F	<input checked="" type="radio"/> N/A	" "
12	Roofing SOC	<input type="radio"/> P	F	<input checked="" type="radio"/> N/A	" "
13	Drainage Plan	<input type="radio"/> P	F	<input checked="" type="radio"/> N/A	" "
14	Solid Fuel Heater SOC	<input checked="" type="radio"/> P	F	N/A	Received.
15	Form 6 completed	<input checked="" type="radio"/> P	F	N/A	YOS.
16	Outstanding fees	<input type="radio"/> P	F	<input checked="" type="radio"/> N/A	None.
17	Other: <u>Smoke Alarm</u>	<input checked="" type="radio"/> P	F	N/A	Fixed.

Site Development Form to be sent with CCC	<input checked="" type="radio"/> YES	<input checked="" type="radio"/> NO	Modification / Waiver applies	<input checked="" type="radio"/> YES	<input checked="" type="radio"/> NO
CCC Assessment (If F request info below)	<input checked="" type="radio"/> P	<input type="radio"/> F	As Built / Supplied Plans in Poly	<input checked="" type="radio"/> YES	<input checked="" type="radio"/> NO

All building work is completed in accordance with the building consent and information and documentation is present and correct. A Code Compliance Certificate can be issued providing all outstanding additional fees and/or development contribution has been paid (Building Officer)

Name: _____ Signature: [Signature]

Date Received	Date Suspended	Date Responded	Date Approved by BO	Date Refused to Issue by TL or MBS
On site inspection date received (this is the date when the clock starts)	Date when information requested from owner, or when invoice sent for extra inspection fees or development contribution (this is the date when the clock stops)	Date when information received from owner, or invoice is paid (this is the date when the clock re-starts)	Date approved by delegated Office	Date refused to issue by delegated Office
<u>6-4-15</u>	<u>8-4-15</u>	<u>1-5-15</u>	<u>1-5-15</u>	<u>—</u>

Business Support Advisor to complete (P= copies sent for filing with Building Consent documents) If not applicable circle N/A

Copy of code compliance certificate	<input checked="" type="radio"/> P	<input checked="" type="radio"/> N/A	Copy of letter refusing to issue CCC	<input type="radio"/> P	<input checked="" type="radio"/> N/A
Copy certificate cover letter	<input checked="" type="radio"/> P	<input checked="" type="radio"/> N/A	Bond refund	<input type="radio"/> P	<input checked="" type="radio"/> N/A
All information collated and sent to records	<input checked="" type="radio"/> P	<input checked="" type="radio"/> N/A	Other (note):	<input type="radio"/> P	<input checked="" type="radio"/> N/A

Name: K Shand Signature: [Signature] Date CCC Issued by AAB: 8-5-15



Form 6 APPLICATION FOR CODE COMPLIANCE CERTIFICATE

Section 92, Building Act 2004

THE BUILDING CONSENT

BC ONLY

Building consent number: # - 7 3 4 7 6

Issued by (name of building consent authority that granted building consent): Rotorua District Council

THE OWNER

Name of owner [include preferred form of address, eg, Mr, Miss, Dr, if an individual]:

Mr Tania Clarke

Contact person [if the applicant is not an individual]:

Mailing address: 616 Tenage Rd

Street address/registered office:

Phone number: Landline: Mobile: 0274721320 (Lee)

Daytime: After hours:

Facsimile number:

Email address: Website [if applicable]:

The following evidence of ownership is attached to this application [copy of certificate of title, lease, agreement for sale and purchase, or other document showing full name of legal owner(s) of the building]:

AGENT

[Only complete this section if the application is being made on behalf of the owner]

Name of agent: John Dalton

Contact person [if the agent is not an individual]:

Mailing address: 37 Pelvie St

Street address/registered office:

Phone number: Landline: Mobile: 0274957047

Daytime: After hours:

Facsimile number:

Email address: Website [if applicable]:

Relationship to owner [state details of the authorisation from the owner to make the application on the owner's behalf]:

Plumber

First point of contact for communications with the council/building consent authority [state full name, mailing address, phone number(s), facsimile number(s), and email address(es). Contact details must be in New Zealand]:

APPLICATION

All building work to be carried out under the above building consent was completed on [insert date]:

8.4.15

The licensed building practitioner(s) who carried out or supervised the restricted building work is/are as follows:

Name	Licensing class	Licensed building practitioner number (or registration number if treated as being licensed under section 291 of Building Act 2004)	Particular work carried out or supervised

The personnel who carried out building work other than restricted building work are as follows:

[List names, addresses, telephone numbers, and (where relevant and if not provided above) licensed building practitioner numbers or Plumbers, Gasfitters, and Drainlayers Board registration numbers]

John Dalton
37 Police St
Reg No 05486

Note: continue on another page if necessary

The following specified systems are contained on the compliance schedule for the building and, in the opinion of the personnel who installed them, are capable of performing to the performance standards set out in the building consent:

[list specified systems]

I request that you issue a code compliance certificate for this work under section 95 of the Building Act 2004.

The code compliance certificate should be sent to: [state which address, and whether owner or agent]

616 Terrace Rd

Signature of owner/agent on behalf of and with the authority of the owner [delete one]:



Name of person signing:

John Dalton


Date:

8.4.15

ATTACHMENTS

The following documents are attached to this application:

- ☐ Memoranda (Records of Building Work) from licensed building practitioner(s) stating what restricted building work they carried out or supervised
- ☐ Other documents from the personnel who carried out the work
- ☐ Evidence that specified systems are capable of performing to the performance standards set out in the building consent

	<h2>Building Consent Authority Inspection Summary Sheet</h2>	Ref: IF 02
		Ver: 6
		Issued: 17 July 2014
		Doc No: IT-639923
		Page 1 of 2

BC ONLY

BUILDING CONSENT NO. **73476** DATE ISSUED: **23.3.15**

DESCRIPTION OF WORK:
Install HB Forte Flush AG08 sph.

SITE ADDRESS:
61b Te Ngae Rd.


OWNER: Clarke	BUILDER:
PH: 351 8510	PH:


Building Category: 1A1	CCC Decision Date: 23.3.17
-------------------------------	-----------------------------------

Inspections	Allowance	Used	\$ Adjustment
Number of on-site inspections allowed for:	2		
Total inspection time allowance (hours):	1 hr		
Inspection travel allowance – one way (min):	Nil		
Total	Credit	Charge	

P = PASS F = FAIL

DATE	START/FINISH TIME e.g. 8.00–8.45	MINS eg 45	NAME	SUMMARY/NOTES:	P/F
4-4-15	8:00–8:30	30	Sam Ti	SFH	F
1-5-15	1:00pm		Sam Ti	Noted Snake Academy provided photo seen on John Macrow's phone of Snake Academy and the confirmed it was authentic.	
				SFH	

	<h2>Inspection Checklist:</h2> <h3>Liquid / Solid Fuel Burners</h3>	Ref: IC 15
		Ver: 9
		Issued: 21 November 2014
		Doc No: IT-639942
		Page 1 of 2

BC No: 73476	Contact on site (Name, licence no. – RBW, company & position) JOHN DARTON INSTALLER	
Date: 8-4-15		
Inspector: SAM TAYLOR	Area of work inspected: SFH INBUILT.	
Inspection Comments / Notes: (Include comment on any alternative solutions identified, site observation statements, warranties or 'As Laid's to be provided, if applicable)		
If Inspection Result = PASS then date and sign here	Date 1-5-15	Signature 
If Inspection Result = FAIL then complete instruction sheet (record number here and on summary card)		

F = Fail = Non-compliance with approved plans & documentation
P = Pass = Compliance with approved plans & documentation.
N/A = Means that Building officer feels that this portion of the prompt sheet is not relevant

General				Comments (reasons for decisions)
1	Approved Consent documents on site	<input checked="" type="radio"/> P	F N/A	ON SITE.
2	Building consent conditions/ endorsements	<input checked="" type="radio"/> P	F N/A	REAL.
3	Form 6 received	<input type="radio"/> P	F N/A	
4	Energy Certificates received	<input type="radio"/> P	F <input checked="" type="radio"/> N/A	None on B.C.
5	Smoke alarms with hush buttons installed in every bedroom or within 3.0m of every bedroom door or escape routes and every building level.	<input type="radio"/> P	<input checked="" type="radio"/> F N/A	Smoke alarm required.
6	Curtains at 1m away from heater or securely restrained	<input checked="" type="radio"/> P	F N/A	ABOVE SFH OVER 1m AWAY
7	Confirm gasfitters/ plumbers details are correct (current license)	<input type="radio"/> P	F <input checked="" type="radio"/> N/A	Name None on B.C. License No
SFH In Built 1 st Inspection				Comments (reasons for decisions)
8	Make and model of heater	<input checked="" type="radio"/> P	F N/A	FORTIS FORTH
9	Fire box cavity is sound and has been correctly sealed/repared	<input checked="" type="radio"/> P	F N/A	Sound.
10	Check zero clearance Box is correct for model of heater	<input type="radio"/> P	F <input checked="" type="radio"/> N/A	None on B.C.
11	Hearth is correct dimensions/front to back	<input checked="" type="radio"/> P	F N/A	460mm.
12	Check the flue is correct type for zero clearance Box.	<input type="radio"/> P	F <input checked="" type="radio"/> N/A	None on B.C.
13	Hearth is correct dimensions/each side of fire	<input checked="" type="radio"/> P	F N/A	400mm
14	Hearth is constructed of correct material	<input checked="" type="radio"/> P	F N/A	TILES.
15	Mantel has sufficient clearance	<input checked="" type="radio"/> P	F N/A	SMOKE REQUIRED.

SFH In Built 2 nd Inspection					Comments (reasons for decisions)
16	Deflector is fitted to mantel (if necessary)	P	F	N/A	
17	Heater is bolted down	P	F	N/A	
18	Flashings to roof comply	P	F	N/A	
19	Chimney to good height (0.6mtr above ridge/1 mtr high, 3mtrs from ridge)	P	F	N/A	
Free Standing Solid Fuel Heater					Comments (reasons for decisions)
20	Make and model of heater	P	F	N/A	
21	Flue shield fitted?	P	F	N/A	
22	Rear clearance is correct between wall & SFH measurement is	P	F	N/A	
23	Side clearance is correct between wall & SFH measurement is	P	F	N/A	
24	Hearth size to sides is correct	P	F	N/A	
25	Hearth dimension to front of SFH is	P	F	N/A	
26	Heater is bolted down	P	F	N/A	
27	Flue is pop riveted together	P	F	N/A	
28	Ceiling plate is on ceramic spacers	P	F	N/A	
29	Outer flue is fixed to supporting nogs	P	F	N/A	
30	25mm Air gap around outer flue or square hole in ceiling	P	F	N/A	
31	Sealant used on SFH/Flue connection	P	F	N/A	
32	Roof space framing is intact/not cut away	P	F	N/A	
33	Flashing to roof complies?	P	F	N/A	
34	Chimney to good height (0.6mtr above ridge/1 mtr high, 3mtrs from ridge)	P	F	N/A	
Wet Backs					Comments (reasons for decisions)
35	Tempering valve is fitted?	P	F	N/A	
36	Water temperature is correct	P	F	N/A	
37	Wet back pipe is copper	P	F	N/A	
38	Wet back pipe is run correctly	P	F	N/A	
39	Vent is open air off HWC	P	F	N/A	
Diesel Burners					Comments (reasons for decisions)
40	Diesel Burners have isolating tap? <i>Do they require automatic cut off solenoid?</i>	P	F	N/A	
42	Flue requirements to manufacturer's specifications?	P	F	N/A	
43	Producer statement for Installation (pump - radiators)	P	F	N/A	
44	Seismic restraint correct	P	F	N/A	
45	Fuel storage tank and bunding as per consent	P	F	N/A	

SOLID FUEL HEATER INSTALLATION
STATEMENT OF COMPLIANCE

Ref: IF 05

Ver: 1

Issued: 21 Jan 2014

Doc No: RDC-432013

Page 1 of 1

DETAILS:

Date: 8.4.15 Building Consent No: TSL76
 Installation of: [make] Firenze [model]: Porte Flush Agos
 Property Address: 616 Tenage Rd
 Owners First Name: Tama Surname: Clarke

CHECKLIST:

The above fire was installed according to the manufacturer's specifications, Standard AS/NZS 2918.2001 and the approved Building Consent.

It is confirmed that for the installation the following checks were taken:

- ☒ Smoke alarms tested and locations checked (3m from each bedroom and on exit path)
- ☒ Flashing complies with E2
- ☒ Flue extends 600mm above the ridge if within 3m
- ☒ Seismic restraints fitted
- ☒ Hearth measurement checked and hearth extension fitted if too short
- ☒ Flues sealed and fixed with 3 Stainless or Monel fasteners

Freestanding Installation

- ☐ Inner liner used in ceiling and extending 200mm above roof penetration
- ☐ Support stays installed if flue extends more than 1500mm from penetration
- ☐ Photos shall be available to confirm compliance with ceiling and roof space framing requirements.

Insert Installation

- ☒ All cracks in masonry cavity filled with fire resistant sealant or matting
- ☒ Chimney swept
- ☒ No exposed timber in cavity
- ☒ Mantle height checked and mantle reflector installed if too low

Installers Name: John DattaSignature: [Signature]Registration No: 05486